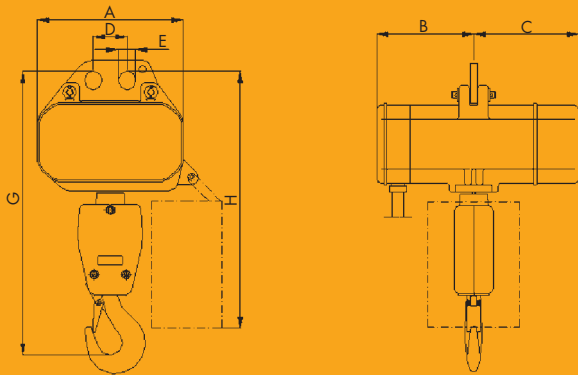


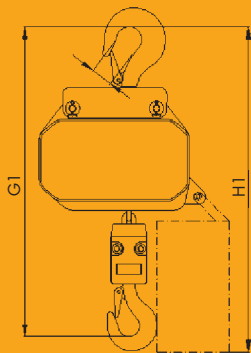
ELECTRIC CHAIN HOISTS



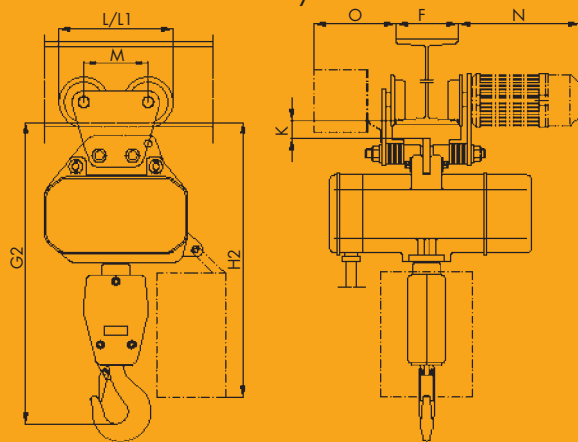
KULL Electric Chain Hoist - Basic Version



KULL Electric Chain Hoist with hook suspension



KULL Electric Chain Hoist with push or motorized trolley



Technical data

- supply voltage (50 Hz) 230 V / 400 V 3-phase
- the information regarding weight and size of chain bags refers to 3 m lifting height and direct control.
- in case of contactor control: plus abt. 2 kg
- standard lifting height: 3 m
- larger lifting height and larger length of control cable being available
- Types 81.. and 91.. with 24 V contactor control as standard

Electrical equipment

- optionally direct control or 24 V contactor control
- type of protection IP 54 (IP 55 on request)
- high duty cycle (up to 60%)
- insulation class F
- 230 V/400 V 3-phase current or special voltages 415 V, 440 V, 500 V
- contactors and pendant switches with high-quality contacts

High-quality safety chain

- high tensile galvanized round steel chain, quality class grade 8, extra hardened chain link (DIN 5684)

Electric chain hoists in "single phase current" on request.



Member of F.E.M. (Germany)



type	Capacity	No. of chain falls	Dimensions of chain DIN 5684-8	Lifting speed	Lifting motor	Duty cycle switches/hour	Mechanism group FEM 9.511	A	B		C	G	G1	G2	H	H1	H2	O	Setting- range for flange width F	Travel speed	Travel motor	N			Weights			
								mm	Direct control	Contactor control	mm	mm	mm	mm	mm	mm	mm	mm				mm	mm	mm	mm	mm	mm	mm
RC	kg		mm	m/min	kW	ED% S/h																Travel speed		Basic version	Push trolley	Motorized trolley without counterweight		
1012/1	125	1		8								345	424	391										13				
1012/2	250	2		4	0,18	$\frac{40}{240}$	2m		167	230	145	372	451	418										14				
1316/1F	160	1	4x12	6/1,5	0,18/ 0,04	$\frac{40/25}{240}$	2m	188				172	345															
1316/2F	320	2		3/0,75																								172
1125/1	250	1		6	0,27	$\frac{25}{150}$	1Bm					145	345											13		$\frac{13}{16}$ or 25		
1125/2	500	2	3	372																							451	418
2012/1	125	1		24	1,1	$\frac{40}{240}$						385	464	431										25		$\frac{18}{5/20}$		
2025/1	250	1		12	0,75	$\frac{40}{240}$	2m																					
2025/2	500	2	5x15	6																								438
3025/1F	250	1		8/2	0,6/ 0,1	$\frac{60/25}{240}$	2m				200	385	464	431								16 or 25 or 5/20	0,12	$\frac{220}{16}$ or 25	26			
3025/2F	500	2	4/1	199																								246
4005/1	500	1		10	0,84	$\frac{40}{240}$	2m					403	496	455									5/20	0,04/ 0,18	30			
4005/2	1000	2	5	496																								589
5005/1F	500	1		10/2,5	1,1/ 0,2	$\frac{40/10}{240}$	2m	260			245	403	496	455														
5005/2F	1000	2	5/1,25	496																								589
4110/1	1000	1	7x22	5	0,84	$\frac{25}{150}$	1Bm				200	403	496	455	501	600	557	146	66-135 137-215 220-300					31	10	$\frac{13}{16}$ or 25		
4110/2	2000	2		2,5																							496	589
4210/1	1000	1		10	2,2	$\frac{25}{150}$	1Bm					403	496	455														
4210/2	2000	2	5	213																								
5110/1F	1000	1		5/1,25	1,1/ 0,2	$\frac{25/10}{150}$	1Bm					403	496	455														
5110/2F	2000	2	2,5/0,6	496																								589
6010/1	1000	1		8	1,5	$\frac{40}{240}$	2m					484	600	540														
6010/2	2000	2	4	593																								709
7010/1F	1000	1		6/1,5	1,5/ 0,3	$\frac{40/15}{240}$	2m					484	600	540														
7010/2F	2000	2	3/0,75	593																								709
7210/1F	1000	1	9x27	10/2,5	1,8/ 0,4	$\frac{25/10}{150}$	1Bm				263	240	484	600	540	632	748	687	147	82-155 137-215 220-300	8 or 12 or 5/20	0,12	8 or 12	58	22	58	$\frac{263}{8}$ or 12	
7210/2F	2000	2		5/1,25																								593
6116/1	1600	1		10	3,0	$\frac{25}{150}$	1Bm	342				484	600	540														
6116/2	3200	2	5	612																								728
7116/1F	1600	1		6/1,5	1,8/ 0,4	$\frac{25/10}{150}$	1Bm					484	600	540														
7116/2F	3200	2	3/0,75	612																								728
8125/1	2500	1		8	3,6	$\frac{25}{150}$	1Bm					609	753	673														
8125/2	5000	2	4	267																								736
9125/1F	2500	1	11x31	8/2,5	3,6/ 1,1	$\frac{25/25}{150}$	1Bm				266	609	753	673	677	822	741	158	90-155 160-226 240-310	4/16	0,04/ 0,18	$\frac{409}{4/16}$	89	47	89	$\frac{63}{4}$ or 16		
9125/2F	5000	2		4/1,25																							466	736



ELECTRIC CHAIN HOISTS

Universal delivery programme

- Lifting capacity 125 - 5000 kg
- For use in industry, agriculture, craft and all fields where loads are transported
- One or two lifting speeds
- Stationary version with suspension eye or hook suspension
- Travel by push or motorized trolley

High quality

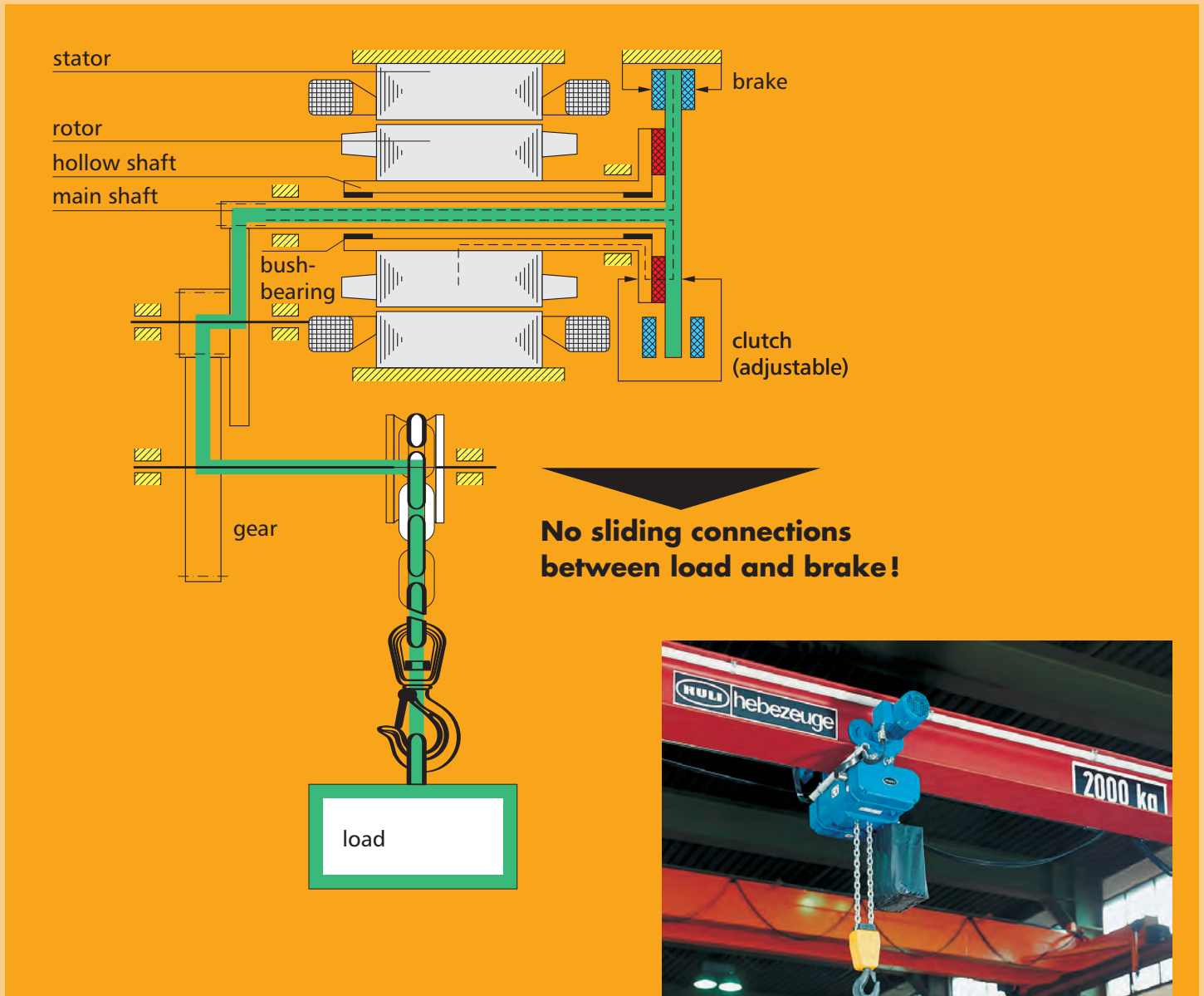
- very low headroom for use in low rooms
- gear wheel and pinion are made from high-quality steel of extreme surface hardness

Silent run by

- helical gear wheels with anti-friction bearings
- precision sprocket wheel
- exact chain guide

High safety

- all chain hoists are in accordance with EC Machinery Directive
- patented safety clutch-brake system, lifting height and overload limitation by safety clutch, electric limit switches also available
- asbestos-free clutch lining
- each KULI chain hoist is tested on the manufacturer's test bench with overload (certificate)



Lifting equipment



Member of F.E.M. (Germany)

- Electric Hoists
- Crane Components
- E.O.T. Cranes
- Underslung Cranes
- Gantry Cranes
- Hydraulic Working Platforms

HELMUT KEMPKE KULI - LIFTING EQUIPMENT

Bismarckstraße 59
D-42853 Remscheid
export@kuli.com

Germany

Tel. +49(0) 21 91 / 43 4-0
Fax +49(0) 21 91 / 43 44 5
www.kuli.com